




ICT TRANSFORMERS



Industrial Control Transformers provide a low and safe control voltage for the operation of many electromagnetic devices

Industrial control transformers are used to reduce supply voltages to 240V or lower for the operation of electromagnetic devices such as contactors, solenoids, relays, and timers. They are especially designed to accommodate the momentary current inrush caused when electromagnetic components are energized without sacrificing secondary voltage stability beyond practical limits.

Acme Industrial Control Transformers are dry-type, step-down transformers with the secondary control circuit isolated from the primary line circuit to assure maximum safety.

Voltage regulation of Acme Industrial Control Transformers exceeds standards recommended by the National Electrical Manufacturers Association. Secondary circuit voltage drop between no-load and momentary overload remains exceptionally low. This excellent secondary circuit voltage regulation assures reliable operation of electromagnetic components and may permit the use of a smaller and less expensive industrial control transformer.

TB SERIES INDUSTRIAL CONTROL TRANSFORMER

Acme's TB Series Industrial Control Transformers are especially designed to accommodate the momentary current inrush caused when electromagnetic components are energized... without sacrificing secondary voltage stability beyond practical limits. The transformer's windings and internal terminations are encapsulant encased in a durable thermoplastic end cap, protecting them from potentially damaging moisture, dirt and other ambient contaminants. Acme's TB Series transformers are dry-type, step-down transformers with the secondary control circuit isolated from the primary line circuit to assure maximum safety.

Voltage regulation of Acme's TB Series transformers exceeds standards recommended by the National Electrical Manufacturers Association. Secondary circuit voltage drop between no-load and momentary overload remains exceptionally low. This excellent secondary circuit voltage regulation assures reliable operation of electromagnetic components and may permit the use of a smaller and less expensive industrial control transformer.

Features

- 50 –5000 VA, 50/60 Hz.
- Encapsulated design protects core & coil assembly from potentially damaging contaminants
- Constructed with high quality silicon steel lamination to minimize core losses and increase efficiency
- Integrally molded terminal blocks with isolation barriers to prevent arc over
- Fuse blocks kits available and easily adaptable
- Secondary Fuse Clips included, where applicable
- Series-parallel connecting links save wiring and labor costs
- Terminal blocks allow full access for ring terminals for easy installation even with solid strand conductors
- Copper windings on all groups
- Heavy gauge steel mounting plate adapts to various mounting dimensions
- Voltage regulation exceeds NEMA requirements
- UL, and cUL Listed
- Meets or exceeds UL, CSA, NEMA, ANSI and OSHA Standards
- **Twenty year limited warranty**

Applications

- Motor Starters
- Contactors
- Solenoids
- Timer Circuits
- Relays
- Control Panels
- Robotics



TB SERIES

Group A

120 X 240 PRIMARY VOLTS — 12/24 SECONDARY VOLTS — 1Ø 50/60 Hz

VA Rating	Catalog Number	Dimensions (inches)						Weight (lb)	Wiring Diag.
		A	B	C	D	E	F		
50	TB50N001	3.32	3.00	2.79	2.00	2.50	.20X.41	2.6	1
75	TB75N001	3.82	3.00	2.79	2.50	2.50	.20X.41	3.5	1
100	TB100N001	3.78	3.38	3.11	2.38	2.81	.20X.41	4.2	1
150	TB150N001	4.27	3.75	3.42	2.88	3.13	.20X.41	6.7	1
250	TB250N001	4.55	4.50	4.04	2.88	3.75	.20X.41	10.0	1
350	TB350N001	5.28	4.50	4.04	3.75	3.75	.20X.41	13.6	1
500	TB500N001	5.75	5.25	4.66	4.25	4.38	.31X1.1	19.2	1
750	TB750N001	7.00	5.25	4.66	5.38	4.38	.31X1.1	28.1	1

Group B

200, 208/220, 230, 240/440, 460, 480 PRIMARY VOLTS -23, 24, 25/110, 115, 120 SECONDARY VOLTS - 1Ø 50/60 HZ

VA Rating	Catalog Number	Dimensions (inches)						Weight (lb)	Wiring Diag.
		A	B	C	D	E	F		
50	TB50N004F0	3.73	3.00	2.79	2.50	2.50	.20X.41	3.5	4
75	TB75N004F0	3.69	3.38	3.11	2.38	2.81	.20X.41	4.2	4
100	TB100N004F0	4.17	3.75	3.42	2.88	3.13	.20X.41	6.7	4
150	TB150N004F0	4.17	3.75	3.42	2.88	3.13	.20X.41	6.7	4
200	TB200N004F0	4.47	4.50	4.04	2.88	3.75	.20X.41	10.0	4
250	TB250N004F0	5.19	4.50	4.04	3.75	3.75	.20X.41	13.6	4
300	TB300N004F0	5.19	4.50	4.04	3.75	3.75	.20X.41	13.6	4
350	TB350N004F0	5.17	5.25	4.66	4.25	4.38	.31x1.1	19.2	4
500	TB500N004F0	6.42	5.25	4.66	5.38	4.38	.31x1.1	28.1	4
750	TB750N004F0	7.23	7.00	5.65	4.00	6.13	.31x1.1	30.0	4
1000	TB1000N004F0	7.98	7.00	5.43	5.13	6.13	.31x1.1	38.0	4

Group C

208, 230, 460 PRIMARY VOLTS -115 SECONDARY VOLTS - 1Ø 50/60 HZ

VA Rating	Catalog Number	Dimensions (inches)						Weight (lb)	Wiring Diag.
		A	B	C	D	E	F		
50	TB50N005F0	3.23	3.00	2.79	2.00	2.50	.20X.41	2.6	5
75	TB75N005F0	3.73	3.00	2.79	2.50	2.50	.20X.41	3.5	5
100	TB100N005F0	3.69	3.38	3.11	2.38	2.81	.20X.41	4.2	5
150	TB150N005F0	4.17	3.75	3.42	2.88	3.13	.20X.41	6.7	5
200	TB200N005F0	3.96	4.50	4.04	2.88	3.75	.20X.41	8.5	5
250	TB250N005F0	4.47	4.50	4.04	3.25	3.75	.20X.41	10.0	5
300	TB300N005F0	4.47	4.50	4.04	3.25	3.75	.20X.41	11.3	5
350	TB350N005F0	5.19	4.50	4.04	3.75	3.75	.20X.41	13.6	5
500	TB500N005F0	5.17	5.25	4.66	4.75	4.38	.31x1.1	19.2	5
750	TB750N005F0	6.42	5.25	4.66	5.38	4.38	.31x1.1	28.1	5
1000	TB1000N005F0	6.21	7.00	5.65	4.00	6.13	.31x1.1	29.8	5
1500	TB1500N005F0	7.23	7.00	5.65	4.50	6.13	.31x1.1	30.0	5
2000	TB2000N005F0	7.98	7.00	5.43	5.13	6.13	.31x1.1	38.0	5
3000	TB3000N005	7.50	9.00	7.62	4.25	6.50	.44x1.0	53.0	5
5000	TB5000N005	9.00	9.00	7.62	7.25	7.50	.44x1.0	89.0	5



ACME ICT TRANSFORMERS

Group D

208, 277 PRIMARY VOLTS — 120 SECONDARY VOLTS — 1Ø 50/60 Hz

VA Rating	Catalog Number	Dimensions (inches)						Weight (lb)	Wiring Diag.
		A	B	C	D	E	F		
50	TB50N006FO	3.23	3.00	2.79	2.00	2.50	.20X.41	2.6	6
75	TB75N006FO	3.73	3.00	2.79	2.50	2.50	.20X.41	3.5	6
100	TB100N006FO	3.69	3.38	3.11	2.38	2.81	.20X.41	4.2	6
150	TB150N006FO	4.17	3.75	3.42	2.88	3.13	.20X.41	6.7	6
250	TB250N006FO	4.47	4.50	4.04	2.88	3.75	.20X.41	10.0	6
350	TB350N006FO	5.19	4.50	4.04	3.75	3.75	.20X.41	13.6	6
500	TB500N006FO	5.17	5.25	4.66	4.25	4.38	.31x1.1	19.2	6
750	TB750N006FO	6.42	5.25	4.66	5.38	4.38	.31x1.1	28.1	6

Group E

208/500, 220/380/440/550, 230/400/460/575, 240/416/480/600 PRIMARY VOLTS
85/100/110, 91/110/120, 95/115/125, 99/120/130 Secondary Volts - 1Ø 50/60 Hz

VA Rating	Catalog Number	Dimensions (inches)						Weight (lb)	Wiring Diag.
		A	B	C	D	E	F		
50	TB50N007	4.44	3.00	3.45	2.38	2.81	.20X.41	4.2	7
100	TB100N007	4.90	3.75	4.01	2.88	3.13	.20X.41	6.7	7
150	TB150N007	4.58	4.50	4.64	2.88	3.75	.20X.41	10.0	7
250	TB250N007	5.08	4.50	4.64	3.75	3.75	.20X.41	13.6	7
350	TB350N007	6.42	5.25	4.66	5.38	4.38	.31x1.1	28.1	7
500	TB500N007	7.75	5.25	4.67	6.13	4.38	.31x1.1	28.1	7
750	TB750N007	6.21	6.38	5.65	4.00	6.13	.31x1.1	29.8	7
1000	TB1000N007	7.62	7.00	5.65	4.50	6.13	.31x1.1	30.0	7
1500	TB1500N007	8.37	7.00	5.43	5.13	6.13	.31x1.1	38.0	7
2000	TB2000N007	7.82	9.00	7.62	4.25	6.50	.44x1.0	53.0	7
3000	TB3000N007	9.06	9.00	7.62	7.25	7.50	.44x1.0	89.0	7

ACME ICT TRANSFORMERS

Group F

220,230,240X440,460,480 PRIMARY VOLTS -110,115,120 SECONDARY VOLTS - 1Ø 50/60 HZ

VA Rating	Catalog Number	Dimensions (inches)						Weight (lb)	Wiring Diag.
		A	B	C	D	E	F		
50	TB50N008FO	3.32	3.00	2.79	2.00	2.50	.20X.41	2.6	8
75	TB75N008FO	3.82	3.00	2.79	2.50	2.50	.20X.41	3.5	8
100	TB100N008FO	3.78	3.38	3.11	2.38	2.81	.20X.41	4.2	8
150	TB150N008FO	4.27	3.75	3.42	2.88	3.13	.20X.41	6.7	8
200	TB200N008FO	4.05	4.50	4.04	2.50	3.75	.20X.41	8.5	8
250	TB250N008FO	4.55	4.50	4.04	2.88	3.75	.20X.41	10.0	8
300	TB300N008FO	4.55	4.50	4.04	3.25	3.75	.20X.41	11.3	8
350	TB350N008FO	5.28	4.50	4.04	3.75	3.75	.20X.41	13.6	8
500	TB500N008FO	5.75	5.25	4.66	4.25	4.38	.31x1.1	19.2	8
750	TB750N008FO	7.00	5.25	4.66	5.38	4.38	.31x1.1	28.1	8
1000	TB1000N008FO	6.61	7.00	5.65	4.00	6.13	.31x1.1	29.8	8
1500	TB1500N008FO	7.62	7.00	5.65	4.50	6.13	.31x1.1	30.0	8
2000	TB2000N008FO	8.37	7.00	5.43	5.13	6.13	.31x1.1	38.0	8
3000	TB3000N008FO	7.82	9.00	7.62	4.25	6.50	.44x1.0	53.0	8
5000	TB5000N008FO	9.06	9.00	7.62	7.25	7.50	.44x1.0	89.0	8

Group G

230, 460, 575 PRIMARY VOLTS - 95, 115 SECONDARY VOLTS - 1Ø 50/60 HZ

VA Rating	Catalog Number	Dimensions (inches)						Weight (lb)	Wiring Diag.
		A	B	C	D	E	F		
50	TB50N011FO	3.32	3.00	2.79	2.00	2.50	.20X.41	2.6	11
75	TB70N011FO	3.82	3.00	2.79	2.50	2.50	.20X.41	3.5	11
100	TB100N011FO	3.78	3.38	3.11	2.38	2.81	.20X.41	4.2	11
150	TB150N011FO	4.27	3.75	3.42	2.88	3.13	.20X.41	6.7	11
250	TB250N011FO	4.55	4.50	4.04	2.88	3.75	.20X.41	10.0	11
350	TB350N011FO	5.28	4.50	4.04	3.75	3.75	.20X.41	13.6	11
500	TB500N011FO	5.75	5.25	4.66	4.25	4.38	.31x1.1	19.2	11
750	TB750N011FO	7.00	5.25	4.66	5.38	4.38	.31x1.1	28.1	11
1000	TB1000N011FO	6.21	7.00	5.65	4.00	6.13	.31x1.1	29.8	11
1500	TB1500N011FO	7.98	7.00	5.43	5.13	6.13	.31x1.1	38.0	11
2000	TB2000N011FO	7.98	7.00	5.43	5.13	6.13	.31x1.1	38.0	11
3000	TB3000N011	9.00	9.00	7.62	7.25	7.50	.44x1.0	89.0	11
5000	TB5000N011	10.00	9.00	8.73	8.25	7.50	.44x1.0	101.0	11



Group H

240, 347, 380 PRIMARY VOLTS - 120X240 SECONDARY VOLTS - 1Ø 50/60 HZ

VA Rating	Catalog Number	Dimensions (inches)						Weight (lb)	Wiring Diag.
		A	B	C	D	E	F		
1000	TB1000N012	6.23	7.00	5.65	4.00	6.13	.31x1.1	29.8	12
1500	TB1500N012	7.23	7.00	5.65	4.50	6.13	.31x1.1	30.0	12
2000	TB2000N012	7.98	7.00	5.65	5.13	6.13	.31x1.1	38.0	12
3000	TB3000N012	7.82	9.00	7.62	4.25	6.50	.44x1.0	53.0	12
5000	TB5000N012	8.81	9.00	7.62	7.25	7.50	.44x1.0	89.0	12

Group I

240 X 480 PRIMARY VOLTS — 24 SECONDARY VOLTS — 1Ø 50/60 Hz

VA Rating	Catalog Number	Dimensions (inches)						Weight (lb)	Wiring Diag.
		A	B	C	D	E	F		
50	TB50N013F0	3.32	3.00	2.79	2.00	2.50	.20X.41	2.6	13
75	TB75N013F0	3.82	3.00	2.79	2.50	2.50	.20X.41	3.5	13
100	TB100N013F0	3.78	3.38	3.11	2.38	2.81	.20X.41	4.2	13
150	TB150N013F0	4.27	3.75	3.42	2.88	3.13	.20X.41	6.7	13
250	TB250N013F0	4.55	4.50	4.04	2.88	3.75	.20X.41	10.0	13
350	TB350N013F0	5.28	4.50	4.04	3.75	3.75	.20X.41	13.6	13
500	TB500N013F0	5.75	5.25	4.66	4.25	4.38	.31x1.1	19.2	13
750	TB750N013	7.00	5.25	4.66	5.38	4.38	.31x1.1	28.1	13

Group J

240 X 480 PRIMARY VOLTS — 120 X 240 SECONDARY VOLTS — 1Ø 50/60 Hz

VA Rating	Catalog Number	Dimensions (inches)						Weight (lb)	Wiring Diag.
		A	B	C	D	E	F		
50	TB50N014	3.41	3.00	2.79	2.00	2.50	.20X.41	2.6	14
75	TB75N014	3.91	3.00	2.79	2.50	2.50	.20X.41	3.5	14
100	TB100N014	3.86	3.38	3.10	2.38	2.81	.20X.41	4.2	14
150	TB150N014	4.36	3.75	3.41	2.88	3.13	.20X.41	6.7	14
200	TB200N014	4.14	4.50	4.04	2.50	3.75	.20X.41	8.5	14
250	TB250N014	4.64	4.50	4.04	2.88	3.75	.20X.41	10.0	14
300	TB300N014	4.64	4.50	4.04	3.25	3.75	.20X.41	11.3	14
350	TB350N014	5.37	4.50	4.04	3.75	3.75	.20X.41	13.6	14
500	TB500N014	5.75	5.25	4.66	4.25	4.38	.31x1.1	19.2	14
750	TB750N014	6.74	5.25	4.66	5.38	4.38	.31x1.1	28.1	14
1000	TB1000N014	7.01	7.00	5.65	5.38	4.38	.31x1.1	29.8	14
1500	TB1500N014	8.00	7.00	5.65	4.50	6.13	.31x1.1	30.0	14
2000	TB2000N014	8.76	7.00	5.65	5.13	6.13	.31x1.1	38.0	14
3000	TB3000N014	8.14	9.00	7.62	4.25	6.50	.44x1.0	53.0	14
5000	TB5000N014	9.14	9.00	7.62	7.25	7.50	.44x1.0	89.0	14

Group K

380/400/415 PRIMARY VOLTS - 110 X 220 SECONDARY VOLTS - 1Ø 50/60 HZ

VA Rating	Catalog Number	Dimensions (inches)						Weight (lb)	Wiring Diag.
		A	B	C	D	E	F		
50	TB50N016	3.32	3.00	2.79	2.00	2.50	.20X.41	2.6	16
75	TB75N016	3.82	3.00	2.79	2.50	2.50	.20X.41	3.5	16
100	TB100N016	3.78	3.38	3.11	2.38	2.81	.20X.41	4.2	16
150	TB150N016	4.27	3.75	3.42	2.88	3.13	.20X.41	6.7	16
200	TB200N016	4.05	4.50	4.04	2.50	3.75	.20X.41	8.5	16
250	TB250N016	4.55	4.50	4.04	2.88	3.75	.20X.41	10.0	16
300	TB300N016	4.55	4.50	4.04	3.25	3.75	.20X.41	11.3	16
350	TB350N016	5.28	4.50	4.04	3.75	3.75	.20X.41	13.6	16
500	TB500N016	5.75	5.25	4.66	4.25	4.38	.31x1.1	19.2	16
750	TB750N016	7.00	5.25	4.66	5.38	4.38	.31x1.1	28.1	16

Group L

550/575/600 PRIMARY VOLTS - 110/115/120 SECONDARY VOLTS - 1Ø 50/60 HZ

VA Rating	Catalog Number	Dimensions (inches)						Weight (lb)	Wiring Diag.
		A	B	C	D	E	F		
50	TB50N017F0	3.23	3.00	2.79	2.00	2.50	.20X.41	2.6	17
75	TB75N017F0	3.73	3.00	2.79	2.50	2.50	.20X.41	3.5	17
100	TB100N017F0	3.69	3.38	3.11	2.38	2.81	.20X.41	4.2	17
150	TB150N017F0	4.17	3.75	3.42	2.88	3.13	.20X.41	6.7	17
250	TB250N017F0	4.47	4.50	4.04	2.88	3.75	.20X.41	10.0	17
350	TB350N017F0	5.19	4.50	4.04	3.75	3.75	.20X.41	13.6	17
500	TB500N017F0	5.17	5.25	4.66	4.25	4.38	.31x1.1	19.2	17
750	TB750N017F0	6.42	5.25	4.66	5.38	4.38	.31x1.1	28.1	17
1000	TB1000N017F0	6.23	7.00	5.65	4.00	6.13	.31x1.1	29.8	17

INTEGRALLY MOUNTED FUSE BLOCKS

Add Suffix to Catalog Number	Description
F1	Single Pole Secondary Fuse Block (Midget Fuse)
F2	Factory Installed 2 Pole Primary Fuse Block (Class CC Fuses)
F3	Factory Installed 3 Pole Primary & Secondary Fuse Block
F4	Factory Installed Primary Fuse Block & Secondary Fuse Clips

Consult Technical Service for available models

FUSE KITS & ACCESSORIES

Catalog Number	Description
PL112807	Secondary Fuse Clip
PL112808	Single Pole Secondary Fuse Block
PL112809	Dual Pole Primary Fuse Block
PL112810	Dual Pole Pri and Sec Fuse Blocks
PL112811	Dual Pole Pri Block with Sec. Fuse Clip
PL112812	Primary Fuse Cover with Puller
PL112814	Sec Fuse Cover - For Sec Fuse Clip



CE SERIES INDUSTRIAL CONTROL TRANSFORMERS FOR GLOBAL APPLICATIONS

The Acme Electric CE Series Industrial Control Transformers are designed specifically for machine tool control circuit applications. These transformers have the ability to handle potentially damaging high in-rush currents that occur when electromagnetic components are energized, without sacrificing the required stable output voltage. Designed to meet or exceed the demands of international standards, combined with the full breadth of product offering, the CE Series Transformers from Acme Electric are the ideal solution for your industrial control applications. Acme's CE Series Encapsulated Industrial Control Transformers carry the CE mark, indicating it complies with the requirements established by the International Electro technical Commission (IEC) for use of control circuit transformers in the countries of the European Union. Regulations that apply to control transformers include Low Voltage Directive 2006/95/EC and Electromagnetic Compatibility (EMC) Directive 2004/108/EC

Cooler. Cleaner. More Compact.

The CE Series design improves the dissipation of the heat away from the core and coil assembly providing cooler operation. In addition, the CE Series industrial control transformers seal the transformer's windings and internal terminations within an encapsulant encased in a durable thermoplastic end cap, protecting them from potentially damaging moisture, dirt and other ambient contaminants. Furthermore, Acme's compact design helps minimize the mounting footprint, providing more flexibility in applications where space is at a premium.

Features

- 50 -5000 VA, 50/60 Hz
- Encapsulated design protects core & coil assembly from potentially damaging contaminants
- Integrally molded terminal blocks with isolation barriers to prevent arc over
- Terminal blocks allow full access for ring terminals for easy installation and solid termination
- Heavy gauge steel mounting feet
- UL and cUL Listed
- **Twenty-year limited Warranty**



CE SERIES

Group M

120 X 240 PRIMARY VOLTS -24 SECONDARY VOLTS - 1Ø 50/60 HZ

VA Rating	Catalog Number	Dimensions (inches)						Weight (lb)	Wiring Diag.
		A	B	C	D	E	F		
50	CE50N002	3.32	3.00	2.79	2.00	2.50	.20X.41	2.6	2
75	CE75N002	3.82	3.00	2.79	2.50	2.50	.20X.41	3.5	2
100	CE100N002	3.78	3.38	3.11	2.38	2.81	.20X.41	4.2	2
150	CE150N002	4.27	3.75	3.42	2.88	3.13	.20X.41	6.7	2
250	CE250N002	4.55	4.50	4.04	2.88	3.75	.20X.41	10.0	2
350	CE350N002	5.28	4.50	4.04	3.75	3.75	.20X.41	13.6	2
500	CE500N002	5.75	5.25	4.66	4.25	4.38	.31X1.1	19.2	2
750	CE750N002	7.00	5.25	4.66	5.38	4.38	.31X1.1	28.1	2
1000	CE1000N002	6.61	7.00	5.65	4.00	6.13	.31x1.1	29.8	2

Group N

200, 208/220, 230, 240/440, 460, 480 PRIMARY VOLTS -23, 24, 25/110, 115, 120 SECONDARY VOLTS - 1Ø 50/60 HZ

VA Rating	Catalog Number	Dimensions (inches)						Weight (lb)	Wiring Diag.
		A	B	C	D	E	F		
50	CE50N004	3.73	3.00	2.79	2.50	2.50	.20X.41	3.5	4
75	CE75N004	3.69	3.38	3.11	2.38	2.81	.20X.41	4.2	4
100	CE100N004	4.17	3.75	3.42	2.88	3.13	.20X.41	6.7	4
150	CE150N004	4.17	3.75	3.42	2.88	3.13	.20X.41	6.7	4
200	CE200N004	4.47	4.50	4.04	2.88	3.75	.20X.41	10.0	4
250	CE250N004	5.19	4.50	4.04	3.75	3.75	.20X.41	13.6	4
300	CE300N004	5.19	4.50	4.04	3.75	3.75	.20X.41	13.6	4
350	CE350N004	5.17	5.25	4.66	4.25	4.38	.31x1.1	19.2	4
500	CE500N004	6.42	5.25	4.66	5.38	4.38	.31x1.1	28.1	4
750	CE750N004	7.23	7.00	5.65	4.00	6.13	.31x1.1	30.0	4
1000	CE1000N004	7.98	7.00	5.43	5.13	6.13	.31x1.1	38.0	4

Group O

208,230,460 PRIMARY VOLTS -115 SECONDARY VOLTS - 1Ø 50/60 HZ

VA Rating	Catalog Number	Dimensions (inches)(cm)						Weight (lb)	Wiring Diag.
		A	B	C	D	E	F		
50	CE50N005	3.23	3.00	2.79	2.00	2.50	.20X.41	2.6	5
75	CE75N005	3.73	3.00	2.79	2.50	2.50	.20X.41	3.5	5
100	CE100N005	3.69	3.38	3.11	2.38	2.81	.20X.41	4.2	5
150	CE150N005	4.17	3.75	3.42	2.88	3.13	.20X.41	6.7	5
200	CE200N005	3.96	4.50	4.04	2.88	3.75	.20X.41	8.5	5
250	CE250N005	4.47	4.50	4.04	3.25	3.75	.20X.41	10.0	5
300	CE300N005	4.47	4.50	4.04	3.25	3.75	.20X.41	11.3	5
350	CE350N005	5.19	4.50	4.04	3.75	3.75	.20X.41	13.6	5
500	CE500N005	5.17	5.25	4.66	4.75	4.38	.31x1.1	19.2	5
750	CE750N005	6.42	5.25	4.66	5.38	4.38	.31x1.1	28.1	5
1000	CE1000N005	6.21	7.00	5.65	4.00	6.13	.31x1.1	29.8	5
1500	CE1500N005	7.23	7.00	5.65	4.50	6.13	.31x1.1	30.0	5
2000	CE2000N005	7.98	7.00	5.43	5.13	6.13	.31x1.1	38.0	5
3000	CE3000N005	7.50	9.00	7.62	4.25	6.50	.44x1.0	53.0	5
5000	CE5000N005	9.00	9.00	7.62	7.25	7.50	.44x1.0	89.0	5



ACME ICT TRANSFORMERS

Group P

208, 277 PRIMARY VOLTS — 120 SECONDARY VOLTS — 1Ø 50/60 Hz

VA Rating	Catalog Number	Dimensions (inches)						Weight (lb)	Wiring Diag.
		A	B	C	D	E	F		
50	CE50N006	3.23	3.00	2.79	2.00	2.50	.20X.41	2.6	6
75	CE75N006	3.73	3.00	2.79	2.50	2.50	.20X.41	3.5	6
100	CE100N006	3.69	3.38	3.11	2.38	2.81	.20X.41	4.2	6
150	CE150N006	4.17	3.75	3.42	2.88	3.13	.20X.41	6.7	6
250	CE250N006	4.47	4.50	4.04	2.88	3.75	.20X.41	10.0	6
350	CE350N006	5.19	4.50	4.04	3.75	3.75	.20X.41	13.6	6
500	CE500N006	5.17	5.25	4.66	4.25	4.38	.31x1.1	19.2	6
750	CE750N006	6.42	5.25	4.66	5.38	4.38	.31x1.1	28.1	6

Group Q

208/500, 220/380/440/550, 230/400/460/575, 240/416/480/600 PRIMARY VOLTS
85/100/110,91/110/120,95/115/125,99/120/130 SECONDARY VOLTS - 1Ø 50/60 HZ

VA Rating	Catalog Number	Dimensions (inches)(cm)						Weight (lb)	Wiring Diag.
		A	B	C	D	E	F		
250	CE250N007	5.08	4.50	4.64	3.75	3.75	.20X.41	13.6	7
350	CE350N007	6.42	5.25	4.66	5.38	4.38	.31x1.1	28.1	7
500	CE500N007	7.75	5.25	4.67	6.13	4.38	.31x1.1	28.1	7
750	CE750N007	6.21	6.38	5.65	4.00	6.13	.31x1.1	29.8	7
1000	CE1000N007	7.62	7.00	5.65	4.50	6.13	.31x1.1	30	7
1500	CE1500N007	8.37	7.00	5.43	5.13	6.13	.31x1.1	38	7
2000	CE2000N007	7.82	9.00	7.62	4.25	6.50	.44x1.0	53	7
3000	CE3000N007	9.06	9.00	7.62	7.25	7.50	.44x1.0	89	7



ACME ICT TRANSFORMERS

Group R

220, 230, 240 X 440, 460, 480 PRIMARY VOLTS — 110, 115, 120 SECONDARY VOLTS — 1Ø 50/60 Hz

VA Rating	Catalog Number	Dimensions (inches)(cm)						Weight (lb)	Wiring Diag.
		A	B	C	D	E	F		
350	CE350N008	5.28	4.50	4.04	3.75	3.75	.20X.41	13.6	8
500	CE500N008	5.75	5.25	4.66	4.25	4.38	.31x1.1	19.2	8
750	CE750N008	7.00	5.25	4.66	5.38	4.38	.31x1.1	28.1	8
1000	CE1000N008	6.61	7.00	5.65	4.00	6.13	.31x1.1	29.8	8
1500	CE1500N008	7.62	7.00	5.65	4.50	6.13	.31x1.1	30.0	8
2000	CE2000N008	8.37	7.00	5.43	5.13	6.13	.31x1.1	38.0	8
3000	CE3000N008	7.82	9.00	7.62	4.25	6.50	.44x1.0	53.0	8
5000	CE5000N008	9.06	9.00	7.62	7.25	7.50	.44x1.0	89.0	8

Group S

230, 460, 575 PRIMARY VOLTS — 95, 115 SECONDARY VOLTS — 1Ø 50/60 Hz

VA Rating	Catalog Number	Dimensions (inches)						Weight (lb)	Wiring Diag.
		A	B	C	D	E	F		
1000	CE1000N011	6.21	7.00	5.65	4.00	6.13	.31x1.1	29.8	11
1500	CE1500N011	7.98	7.00	5.43	5.13	6.13	.31x1.1	38.0	11
2000	CE2000N011	7.98	7.00	5.43	5.13	6.13	.44x1.0	38.0	11
3000	CE3000N011	9.00	9.00	7.62	7.25	7.50	.44x1.0	89.0	11

Group T

240, 347, 380 PRIMARY VOLTS — 120 X 240 SECONDARY VOLTS — 1Ø 50/60 Hz

VA Rating	Catalog Number	Dimensions (inches)						Weight (lb)	Wiring Diag.
		A	B	C	D	E	F		
1000	CE1000N012	6.23	7.00	5.65	4.00	6.13	.31x1.1	29.8	12
1500	CE1500N012	7.23	7.00	5.65	4.50	6.13	.31x1.1	30.0	12
2000	CE2000N012	7.98	7.00	5.65	5.13	6.13	.31x1.1	38.0	12
3000	CE3000N012	7.82	9.00	7.62	4.25	6.50	.44x1.0	53.0	12
5000	CE5000N012	8.81	9.00	7.62	7.25	7.50	.44x1.0	89.0	12

ACME ICT TRANSFORMERS

Group U

240 X 480 PRIMARY VOLTS — 24 SECONDARY VOLTS — 1Ø 50/60 Hz

VA Rating	Catalog Number	Dimensions (inches)						Weight (lb)	Wiring Diag.
		A	B	C	D	E	F		
50	CE50N013	3.32	3.00	2.79	2.00	2.50	.20X.41	2.6	13
75	CE75N013	3.82	3.00	2.79	2.50	2.50	.20X.41	3.5	13
100	CE100N013	3.78	3.38	3.11	2.38	2.81	.20X.41	4.2	13
150	CE150N013	4.27	3.75	3.42	2.88	3.13	.20X.41	6.7	13
250	CE250N013	4.55	4.50	4.04	2.88	3.75	.20X.41	10.0	13
350	CE350N013	5.28	4.50	4.04	3.75	3.75	.20X.41	13.6	13
500	CE500N013	5.75	5.25	4.66	4.25	4.38	.31x1.1	19.2	13
750	CE750N013	7.00	5.25	4.66	5.38	4.38	.31x1.1	28.1	13
1000	CE1000N013	6.61	7.00	5.65	4.00	6.13	.31x1.1	29.8	13

Group V

240 X 480 PRIMARY VOLTS — 120 X 240 SECONDARY VOLTS — 1Ø 50/60 Hz

VA Rating	Catalog Number	Dimensions (inches)						Weight (lb)	Wiring Diag.
		A	B	C	D	E	F		
50	CE50N014	3.41	3.00	2.79	2.00	2.50	.20X.41	2.6	14
75	CE75N014	3.91	3.00	2.79	2.50	2.50	.20X.41	3.5	14
100	CE100N014	3.86	3.38	3.10	2.38	2.81	.20X.41	4.2	14
150	CE150N014	4.36	3.75	3.41	2.88	3.13	.20X.41	6.7	14
200	CE200N014	4.14	4.50	4.04	2.50	3.75	.20X.41	8.5	14
250	CE250N014	4.64	4.50	4.04	2.88	3.75	.20X.41	10.0	14
300	CE300N014	4.64	4.50	4.04	3.25	3.75	.20X.41	11.3	14
350	CE350N014	5.37	4.50	4.04	3.75	3.75	.20X.41	13.6	14
500	CE500N014	5.75	5.25	4.66	4.25	4.38	.31x1.1	19.2	14
750	CE750N014	6.74	5.25	4.66	5.38	4.38	.31x1.1	28.1	14
1000	CE1000N014	7.01	7.00	5.65	5.38	4.38	.31x1.1	29.8	14
1500	CE1500N014	8.00	7.00	5.65	4.50	6.13	.31x1.1	30.0	14
2000	CE2000N014	8.76	7.00	5.65	5.13	6.13	.31x1.1	38.0	14
3000	CE3000N014	8.14	9.00	7.62	4.25	6.50	.44x1.0	53.0	14
5000	CE5000N014	9.14	9.00	7.62	7.25	7.50	.44x1.0	89.0	14



ACME ICT TRANSFORMERS

Group W

380/400/415 PRIMARY VOLTS — 110 X 220 SECONDARY VOLTS — 1Ø 50/60 Hz

VA Rating	Catalog Number	Dimensions (inches)						Weight (lb)	Wiring Diag.
		A	B	C	D	E	F		
50	CE50N016	3.32	3.00	2.79	2.00	2.50	.20X.41	2.6	16
75	CE75N016	3.82	3.00	2.79	2.50	2.50	.20X.41	3.5	16
100	CE100N016	3.78	3.38	3.11	2.38	2.81	.20X.41	4.2	16
150	CE150N016	4.27	3.75	3.42	2.88	3.13	.20X.41	6.7	16
200	CE200N016	4.05	4.50	4.04	2.50	3.75	.20X.41	8.5	16
250	CE250N016	4.55	4.50	4.04	2.88	3.75	.20X.41	10	16
300	CE300N016	4.55	4.50	4.04	3.25	3.75	.20X.41	11.3	16
350	CE350N016	5.28	4.50	4.04	3.75	3.75	.20X.41	13.6	16
500	CE500N016	5.75	5.25	4.66	4.25	4.38	.31x1.1	19.2	16
750	CE750N016	7.00	5.25	4.66	5.38	4.38	.31x1.1	28.1	16

Group X

550/575/600 PRIMARY VOLTS — 110/115/120 SECONDARY VOLTS — 1Ø 50/60 Hz

VA Rating	Catalog Number	Dimensions (inches)						Weight (lb)	Wiring Diag.
		A	B	C	D	E	F		
50	CE50N017	3.23	3.00	2.79	2.00	2.50	.20X.41	2.6	17
75	CE75N017	3.73	3.00	2.79	2.50	2.50	.20X.41	3.5	17
100	CE100N017	3.69	3.38	3.11	2.38	2.81	.20X.41	4.2	17
150	CE150N017	4.17	3.75	3.42	2.88	3.13	.20X.41	6.7	17
250	CE250N017	4.47	4.50	4.04	2.88	3.75	.20X.41	10.0	17
350	CE350N017	5.19	4.50	4.04	3.75	3.75	.20X.41	13.6	17
500	CE500N017	5.17	5.25	4.66	4.25	4.38	.31x1.1	19.2	17
750	CE750N017	6.42	5.25	4.66	5.38	4.38	.31x1.1	28.1	17
1000	CE1000N017	6.23	7.00	5.65	4.00	6.13	.31x1.1	29.8	17

INTEGRALLY MOUNTED FUSE BLOCKS

Add Suffix to Catalog Number	Description
F1	Single Pole Secondary Fuse Block (Midget Fuse)
F2	Factory Installed 2 Pole Primary Fuse Block (Class CC Fuses)
F3	Factory Installed 3 Pole Primary & Secondary Fuse Block
F4	Factory Installed Primary Fuse Block & Secondary Fuse Clips

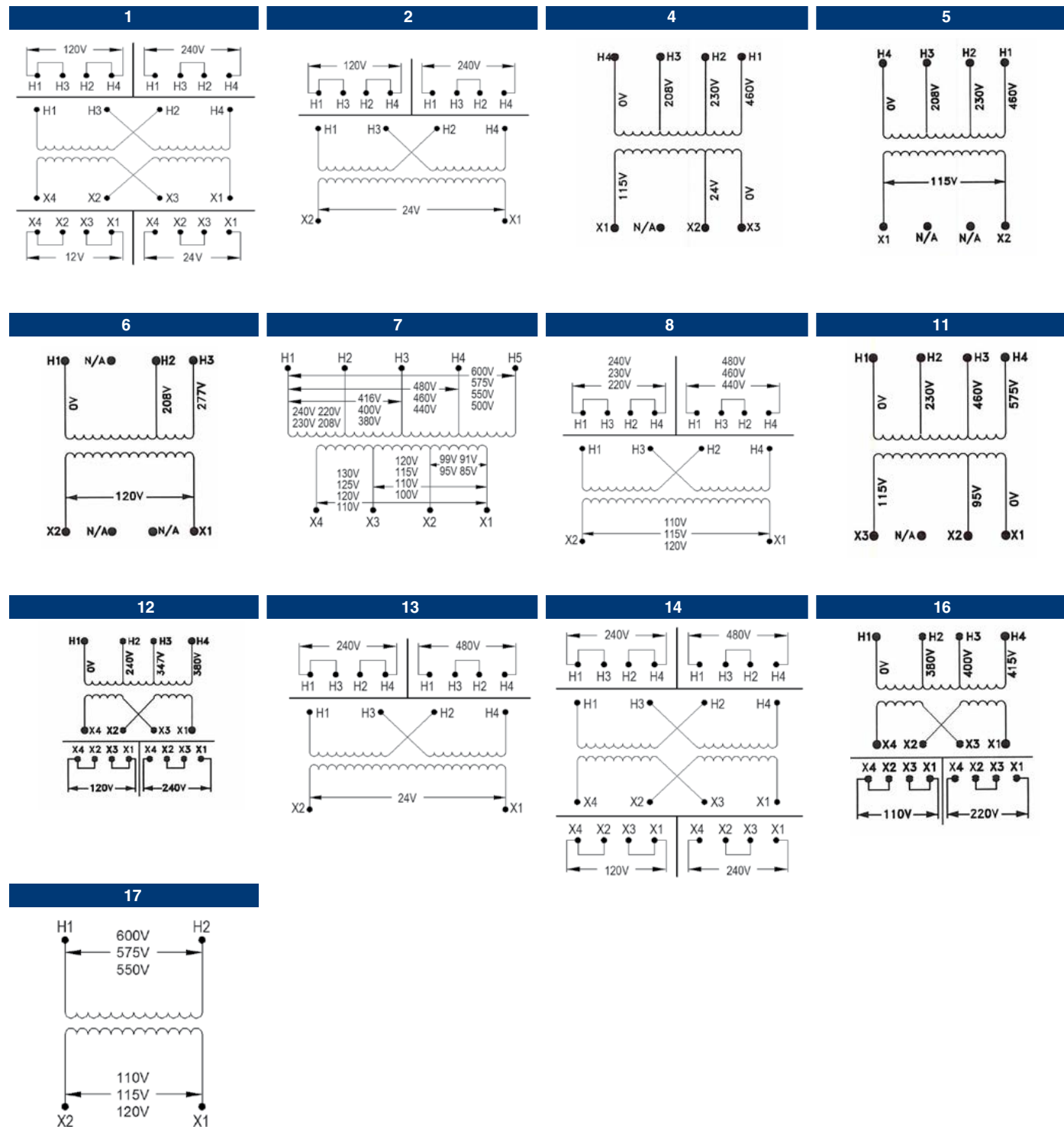
Consult Technical Service for available models

FUSE KITS & ACCESSORIES

Catalog Number	Description
PL112807	Secondary Fuse Clip
PL112808	Single Pole Secondary Fuse Block
PL112809	Dual Pole Primary Fuse Block
PL112810	Dual Pole Pri and Sec Fuse Blocks
PL112811	Dual Pole Pri Block with Sec. Fuse Clip
PL112812	Primary Fuse Cover with Puller
PL112814	Sec Fuse Cover - For Sec Fuse Clip



TB/CE SERIES WIRING DIAGRAMS



INDUSTRIAL CONTROL TRANSFORMERS FOR HARSH ENVIRONMENTS

Designed for control panels where internal installation of Control Transformers is prohibited

Some specifications require installation of large control transformers, usually 1000 to 5000 VA outside the control cabinet. This means the transformer must be in a sheet metal enclosure instead of the usual open core and coil construction method.

Acme meets this need by providing all of the power, protection, regulation and performance of our standard industrial control transformers in one UL-3R enclosure. These transformers are wound with copper magnet wire, deliver full nameplate capacity, and provide the high regulation required in control applications.

Voltage combinations available are: 240 X 480V Primary, 120V Secondary and 240/480/600V Primary, 120/100V Secondary. Ratings available are 1000, 2000, 3000 and 5000 VA. All units are UL, cUL listed, and covered by Acme's exclusive 10-year limited warranty.

Features

- Fully encapsulated and enclosed
- 55°C temperature rise, 155°C insulation
- Copper windings
- 1000, 2000, 3000, 5000 and 10000 VA sizes
- Voltage regulation exceeds NEMA requirements
- UL and UL-3R listed
- 10-year limited warranty



240 X 480 PRIMARY VOLTS — 120 SECONDARY VOLTS — 1Ø, 50/60 Hz

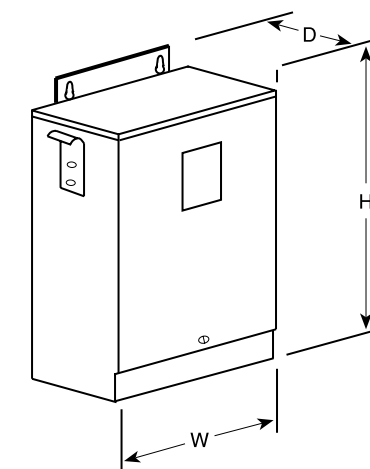
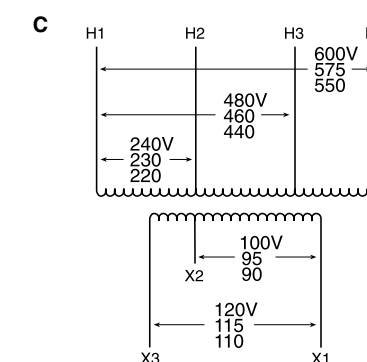
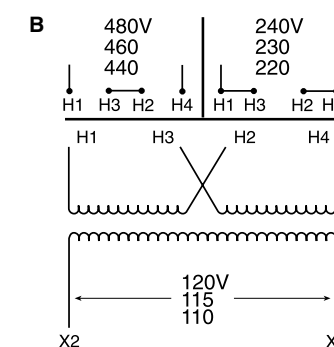


VA Rating	Catalog Number	Output Amps	Height (inches)(cm)	Width (inches)(cm)	Depth (inches)(cm)	Weight (lbs.)(kg)	Wiring Diagram
1000	T181217	8.33	13.10 (33.3)	10.31 (26.2)	7.13 (18.1)	55 (24.9)	B
2000	T181219	16.67	14.77 (37.5)	10.31 (26.2)	7.13 (18.1)	80 (36.3)	B
3000	T181220	25.00	14.77 (37.5)	10.31 (26.2)	7.13 (18.1)	100 (45.4)	B
5000	T181221	41.67	13.85 (35.2)	13.25 (33.7)	10.19 (25.9)	140 (63.5)	B
10000	T181223	83.3	16.47 (41.8)	13.88 (35.3)	12.94 (32.9)	308 (139.7)	B

240/480/600 PRIMARY VOLTS — 120/100 SECONDARY VOLTS — 1Ø, 50/60 Hz

VA Rating	Catalog Number	Output Amps	Height (Inches)(Cm.)	Width (Inches)(Cm.)	Depth (Inches)(Cm.)	Weight (Lbs.)(Kg.)	Wiring Diagram
2000	T153929	16.67	14.77 (37.5)	10.31 (26.2)	7.13 (18.1)	80 (36.3)	C
3000	T153930	25.00	13.85 (35.2)	13.25 (33.7)	10.19(25.9)	130 (59.0)	C
5000	T153931	41.67	13.85 (35.2)	13.25 (33.7)	10.19 (25.9)	140 (63.5)	C

HARSH ENVIRONMENT WIRING DIAGRAMS



ACME ICT TRANSFORMERS



**COMMERCIAL
CONSTRUCTION**
A Division of Hubbell Incorporated (Delaware)

ACME ELECTRIC



ACM_BRO_027_ICT-REV 3
04/2020